



**Tracey Lee**  
Chief Executive

Plymouth City Council  
Civic Centre  
Plymouth PL1 2AA

Please ask for Katey Johns, Democratic  
Support

T (01752) 307815

E [katey.johns@plymouth.gov.uk](mailto:katey.johns@plymouth.gov.uk)

[www.plymouth.gov.uk/democracy](http://www.plymouth.gov.uk/democracy)

22 March 2013

## **CUSTOMERS AND COMMUNITIES OVERVIEW AND SCRUTINY PANEL**

Wednesday 3 April 2013

4 pm

Council House (Next to the Civic Centre), Plymouth

### **Members:**

Councillor Tuffin, Chair

Councillor Michael Leaves, Vice Chair

Councillors Ball, Casey, Damarell, Philippa Davey, Haydon, Jarvis, Jordan, Martin Leaves and Ricketts.

Members are invited to attend the above meeting to consider the items of business overleaf.

**Tracey Lee**  
Chief Executive

# **CUSTOMERS AND COMMUNITIES OVERVIEW AND SCRUTINY PANEL**

## **AGENDA**

### **PART I ( PUBLIC MEETING)**

#### **1. APOLOGIES**

To receive apologies for non-attendance submitted by Panel Members.

#### **2. DECLARATIONS OF INTEREST**

Members will be asked to make any declarations of interest in respect of items on this agenda.

#### **3. MINUTES (Pages 1 - 4)**

The Panel will be asked to confirm the minutes of the meeting held on 6 February 2013.

#### **4. CHAIR'S URGENT BUSINESS**

To receive reports on business which, in the opinion of the Chair, should be brought forward for urgent consideration.

#### **5. TRACKING RESOLUTIONS (Pages 5 - 6)**

The panel will monitor progress on previous resolutions.

#### **6. CRIME STATISTICS (Pages 7 - 8)**

The panel will receive for its information a report on crime statistics.

#### **7. SAFE AND STRONG MINUTES (TO FOLLOW)**

The panel will receive for its information the Safe and Strong minutes.

#### **8. LIBRARY MODERNISATION TASK AND FINISH GROUP REPORT (TO FOLLOW)**

The panel will receive for its information a copy of the report arising from the Library Modernisation Task and Finish Group.

#### **9. WORK PROGRAMME (Pages 9 - 10)**

The panel will consider its work programme for 2012/13.

## **10. EXEMPT BUSINESS**

To consider passing a resolution under Section 100A(4) of the Local Government Act 1972 to exclude the press and public from the meeting for the following item(s) of business on the grounds that it (they) involve(s) the likely disclosure of exempt information as defined in paragraph(s) .... of Part I of Schedule 12A of the Act, as amended by the Freedom of Information Act 2000.

## **PART II (PRIVATE MEETING)**

### **AGENDA**

#### **MEMBERS OF THE PUBLIC TO NOTE**

that under the law, the Panel is entitled to consider certain items in private. Members of the public will be asked to leave the meeting when such items are discussed.

NIL.

This page is intentionally left blank

## **Customers and Communities Overview and Scrutiny Panel**

**Wednesday 6 February 2013**

### **PRESENT:**

Councillor Tuffin, in the Chair.

Councillor Michael Leaves, Vice-Chair.

Councillors Philippa Davey, Martin Leaves, Jordan, Jarvis, Damarell, Casey and Ball.

Co-opted Representative: Mr Meakin.

Apology for absence: Councillor Haydon.

Also in attendance: Councillor Penberthy, Cabinet Member for Cooperatives and Community Development, Robin Carton, Public Protection Service Manager, Nicola Horne, Environmental Protection and Monitoring Unit Manager, Paul Barnard, Assistant Director for Planning Services, Darin Halifax, Lead Officer, and Katey Johns, Democratic Support Officer.

The meeting started at 4 pm and finished at 5.35 pm.

*Note: At a future meeting, the committee will consider the accuracy of these draft minutes, so they may be subject to change. Please check the minutes of that meeting to confirm whether these minutes have been amended.*

#### 46. **DECLARATIONS OF INTEREST**

There were no declarations of interest made by councillors in accordance with the code of conduct in relation to items under consideration at this meeting.

#### 47. **MINUTES**

Agreed the minutes of the meeting held on 7 November 2012.

#### **CHAIR'S URGENT BUSINESS**

#### 48. **Welcome**

The Chair welcomed Steve Meakin, newly appointed co-opted representative to his first meeting of the panel, and welcomed the return of Councillor Jarvis following his recent illness.

#### 49. **TRACKING RESOLUTIONS**

The panel noted its tracking resolutions schedule.

50. **CLAUSE 5 OF THE GROWTH AND INFRASTRUCTURE BILL**

Further to minute 93(4) of the Overview and Scrutiny Management Board, the Assistant Director for Planning Services was in attendance to report on Clause 5 of the Growth and Infrastructure Bill. Members heard that –

- (a) the Growth and Infrastructure Bill had been laid before Parliament on 18 October 2012 and made provision for promoting growth and facilitating infrastructure;
- (b) the Bill was currently at Committee Stage in the House of Lords;
- (c) Clause 5 allows for the modification or discharge of affordable housing requirements secured through Section 106 agreements attached to the grant of planning permission;
- (d) there were seven possible impacts of Clause 5 on communities which, in summary, were –
  - the lack of localism and democracy
  - unintended delays in development
  - additional burdens placed on local planning departments
  - stifling innovation and the positive planning framework
  - less affordable housing provision
  - less sustainable developments
  - more legal challenges
- (e) in the view of the Assistant Director for Planning Services, Clause 5 was fundamentally flawed and would have potentially significant impacts on the city's growth agenda generally and specifically on the levels of affordable homes that would be delivered in the future to meet the needs of local communities.

In response to questions raised, Members were advised that –

- (f) Clause 5 would allow the bypassing of agreed affordable housing provisions to be determined by unelected Planning Inspectors;
- (g) various professional bodies and planning authorities had made representations to government on the proposals which had been the subject of a Select Committee discussion, particularly in relation to Clause 5 and Clause 1;
- (h) the proposals would more than likely result in less consultation with ward councillors.

Members reiterated the concerns expressed by the Assistant Director for Planning Services and suggested that they ought to be lobbying their Members of Parliament in order to influence the legislation as it proceeded through Parliament.

Agreed that a copy of the Assistant Director for Planning Services' report be sent to the City's Members of Parliament seeking their comments to be reported back to the panel in due course.

### 51. **REVIEW OF NOISE SERVICES - UPDATE**

Further to minute 14, Councillor Penberthy, Cabinet Member for Cooperatives and Community Development, Robin Carton, Public Protection Service Manager, and Nicola Horne, Environmental Protection and Monitoring Unit Manager, were in attendance to update the panel on the outcome of the review into Noise Services. Members were advised that the driver for the review and the identified improvements had been the manifesto pledge to "look for ways to improve the way the Council dealt with noisy neighbours and antisocial behaviour, especially in the evenings and weekends".

In response to questions raised, Members heard that –

- (a) whilst the geographical information presented seemed to imply that there was more of a problem in areas with a particularly high density of houses in multiple occupation, further data collection was required before that could be substantiated;
- (b) tackling noise nuisance often involves partnership working and officers from the public protection service worked with relevant partners where necessary, including the students union and the Dean of Plymouth University, private sector landlords, the antisocial behaviour unit, community safety partnership, the police and mental health services;
- (c) the public protection service had dealt with over 1700 cases during 2012, 300 of which had been active at any one time, and had received an 89 per cent positive response rate from those that had used the service;
- (d) where there had been repeat offences at the same address, officers had pursued prosecution and equipment had been confiscated;
- (e) if they were aware of noise issues in their particular wards, they should contact the appropriate team so that the matter could be followed up;
- (f) the equipment used by the public protection service to measure noise was highly sophisticated and had to be of the required standard in order to stand up in court.

The report was noted with thanks being expressed to the officers for their attendance.

52. **POLICE AND CRIME PANEL MINUTES**

The panel noted the minutes of the Devon and Cornwall Police and Crime Panel meeting held on 17 January 2013. In attendance for consideration of the item was Councillor Penberthy, one of the Council's representatives appointed to the Devon and Cornwall Police and Crime Panel. He reported that the next meeting would be on Friday 8 February 2013, the agenda for which included consideration of the –

- Draft Police and Crime Plan
- Police and Crime Commissioner's Proposed Level of Precept

A copy of Plymouth's response to the consultation on the Draft Police and Crime Plan was tabled for members' information, along with a paper which provided an overview of community safety in Plymouth. Councillor Penberthy advised members that the letter to Tony Hogg, the Police and Crime Commissioner, would be sent out the following day and he would therefore welcome any comments by midday on Thursday 7 February. In addition, any comments or thoughts on the precept should be submitted to him prior to the meeting on Friday.

He suggested that, whilst the minutes were informative and useful, it may be more appropriate for members to receive the minutes of the Safe and Strong Board whose agenda was more closely aligned to that of this scrutiny panel and included –

- Crime statistics
- Domestic abuse
- Drug and alcohol treatments
- Community safety partnerships
- Welfare reform

The Chair thanked the cabinet member for his attendance and for bringing the matter to the panel's attention.

Agreed that –

- (1) a link to the minutes of the Devon and Cornwall Police and Crime Panel would be circulated to members via e-mail by the Democratic Support Officer once they were published;
- (2) the minutes of the Safe and Strong Board would be included as a standard item for future meetings.

53. **WORK PROGRAMME**

The panel noted its work programme for 2012/13.

54. **EXEMPT BUSINESS**

There were no items of exempt business.



## TRACKING RESOLUTIONS

### Customers and Communities Overview and Scrutiny Panel

3 April 2013

Date/min number	Resolution	Officer	Progress	Target Date
06/02/13 50	<p><b>Clause 5 of the Growth and Infrastructure Bill</b> Agreed that a copy of the Assistant Director for Planning Services' report be sent to the City's Members of Parliament seeking their comments to be reported back to the panel in due course.</p>	Councillor Tuffin, Chair, and Katey Johns, Democratic Support Officer	Letters sent to all MPs as requested and responses circulated to panel via e-mail.	
06/02/13	<p><b>Police and Crime Panel Minutes</b> Agreed –</p> <p>(1) a link to the minutes of the Devon and Cornwall Police and Crime Panel would be circulated to members via e-mail by the Democratic Support Officer once they were published;</p> <p>(2) the minutes of the Safe and Strong Board would be included as a standard item for future meetings.</p>	Katey Johns, Democratic Support Officer	Link circulated via e-mail	

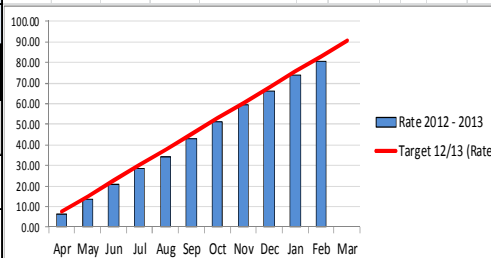
This page is intentionally left blank

# Communities Services Performance Overview

Quarter 3 2012/13

## Reduce the Gap between the worst 10 neighbourhoods & city average per 1000

Rate 2011 - 2012	Different Neighbourhood Boundaries in 11/12													
Rate 2012 - 2013	10/11.	11/12.	Apr	May	Jun	Jul	Aug	Sep	Oct	Nov	Dec	Jan	Feb	Mar
Rate 2011 - 2012														
Rate 2012 - 2013		94.3	6.6	13.6	20.6	28.4	34.2	43.1	51.4	59.3	66.4	73.7	80.8	
Target 12/13 (Rate)			7.55	15.1	22.64	30.19	37.4	45.29	52.83	60.38	67.93	75.48	83.02	90.53

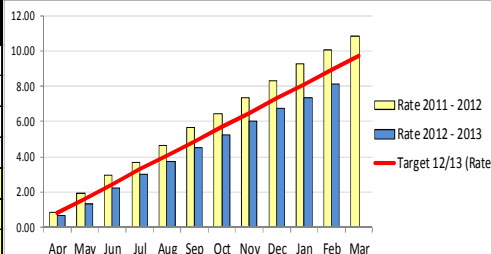


**Closing the gap in overall crime**

ON TARGET (2012/13 Target to have a gap of no more 90.53 rate per 1,000 population ( )  
 Total of 21,004 recorded crimes for the period April to Feb 2012/13  
 At the end of February we are on target to achieve the closing of the gap for this year, mainly due to considerable improved performance in some of the key volume crime areas. For the period April to Feb 2012/13 the levels of overall crime decreased in the worst ten neighbourhoods by 9.2% (2,127 fewer crimes/victims) compared to the same period in 2011/12.

## Acquisitive Crime - Rate per 1000 population

Rate 2011 - 2012	10.14	10.83	0.85	1.92	2.93	3.68	4.64	5.63	6.43	7.37	8.33	9.26	10.06	10.83
Rate 2012 - 2013			0.68	1.34	2.21	3.01	3.72	4.52	5.26	6	6.74	7.34	8.1	
Target 12/13 (Rate)		9.94	0.81	1.62	2.44	3.25	4.06	4.87	5.68	6.49	7.31	8.12	8.93	9.74
% Change compared to 11/12			-0.17	-0.58	-0.72	-0.67	-0.92	-1.11	-1.17	-1.37	-1.59	-1.92	-1.96	
Actuals 11/12		2802	219	496	757	951	1201	1457	1664	1906	2154	2396	2602	2802
Actuals 12/13			175	347	572	778	963	1169	1362	1559	1743	1899	2096	
% difference in Actuals			-20%	-30%	-24%	-18%	-20%	-20%	-18%	-18%	-19%	-21%	-19%	

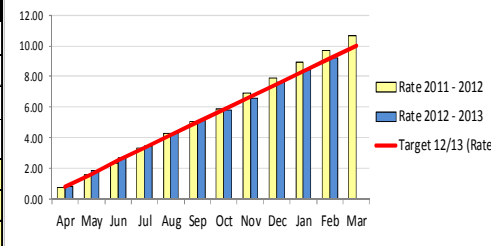


**Acquisitive Crime**

ON TARGET - (2012/13 Target of not more than 2,517 crimes)  
 197 crimes reported in Feb which represent a decrease of 4.4% compared to Feb 2011 (206). Total crimes recorded for the period April to Feb 2012/13 was 2096 (an average of 191 reported crimes per month). We are currently on track to achieve this year's target. For the period April to Feb 2012/13 levels of Serious Acquisitive crime have reduced by 19% (506 fewer crimes/victims) when compared to the same period in 2011/12.

## Violence with Injury - Rate per 1000 population

Rate 2011 - 2012	10.44	10.63	0.78	1.61	2.39	3.36	4.28	5.08	5.91	6.9	7.92	8.91	9.67	10.63
Rate 2012 - 2013			0.86	1.86	2.68	3.48	4.33	5.15	5.83	6.61	7.59	8.42	9.22	
Target 12/13 (Rate)		10.23	0.84	1.67	2.51	3.34	4.18	5.01	5.85	6.69	7.52	8.35	9.19	10.03
% Change compared to 11/12			0.08	0.25	0.29	0.12	0.05	0.07	-0.08	-0.29	-0.33	-0.49	-0.45	
Actuals 11/12		2749	202	416	620	870	1108	1313	1530	1786	2049	2305	2501	2749
Actuals 12/13			222	482	693	901	1121	1332	1510	1709	1964	2178	2386	
% difference in Actuals			10%	16%	12%	4%	1%	1%	-1.3%	-4%	-4%	-6%	-5%	

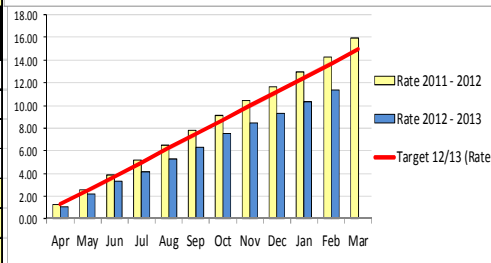


**Violence with Injury**

ABOVE TARGET (2012/13 Target of not more than 2,594 crimes for the year)  
 Total of 2386 recorded crimes for the period April to Feb 2012/13 (an average of 217 crimes per month)  
 We are currently performing just above this year's target. In Feb there were 208 violent crimes which represents the second highest rate of crime this year. However this was a 6.1% increase compared to Feb 2012. For the period April to Feb 2012/13 levels of Violence with injury have decreased by 4.6% when compared to the same period in 2011/12 (115 fewer crimes/victims).

## Criminal Damage - Rate per 1000 population

Rate 2011 - 2012	16.2	15.97	1.29	2.59	3.89	5.19	6.47	7.78	9.09	10.38	11.68	12.98	14.28	15.97
Rate 2012 - 2013			1.02	2.15	3.27	4.17	5.29	6.33	7.48	8.45	9.32	10.31	11.38	
Target 12/13 (Rate)		15.58	1.25	2.49	3.74	4.98	6.23	7.48	8.72	9.97	11.21	12.46	13.7	14.95
% Change compared to 11/12			-0.27	-0.44	-0.62	-1.02	-1.18	-1.45	-1.61	-1.93	-2.36	-2.67	-2.90	
Actuals 11/12		4131	380	700	1001	1336	1734	2062	2441	2813	3134	3468	3788	4131
Actuals 12/13			265	556	845	1080	1370	1638	1934	2187	2412	2666	2945	
% difference in Actuals			-30%	-21%	-16%	-19%	-21%	-21%	-21%	-22%	-23%	-23%	-22%	

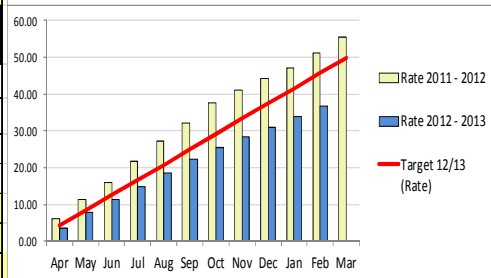


**Criminal Damage**

ON TARGET - (2012/13 Target of not more than 3,868 crimes)  
 Total of 2945 recorded crimes for the period April to Feb 2012/13 (an average of 268 reported crimes per month)  
 We are currently on track to achieve this year's target. For the period April to Feb 2012/13 levels of all Criminal Damage have reduced by 22.3% (843 fewer crimes/victims) when compared to the same period 2011/12.

## Rate of Anti-social Behaviour incidents per 1000 population

Rate 2011 - 2012	72.82	55.44	6.19	11.33	15.96	21.69	27.05	32.14	37.53	41.06	44.07	47.04	51.1	55.4
Rate 2012 - 2013			3.59	7.78	11.17	14.67	18.6	22.22	25.37	28.2	30.83	33.68	36.67	
Target 12/13 (Rate)		72.09	4.16	8.32	12.47	16.63	20.79	24.95	29.11	33.26	37.42	41.58	45.74	49.89
Rate compared to 11/12			-3	-4	-5	-7	-8	-10	-12	-13	-13	-13	-14	
Actuals 11/12		14342	1603	2932	4130	5613	6999	8314	9708	10623	11401	12273	13221	14342
Actuals 12/13			930	2014	2889	3796	4807	5749	6564	7305	7977	8714	9489	
% difference in Actuals			-42%	-31%	-30%	-32%	-31%	-31%	-32%	-31%	-30%	-29%	-28%	



**Anti-Social Behaviour**

EXCEEDING TARGET (2012/13 Target of not more than 18,463 incidents)  
 Total of 9,489 recorded incidents for the period April to Feb 2012/13 (an average of 862 reported incidents per month)  
 We are currently exceeding this year's target. For the period April to Feb 2012/13 levels of anti-social behaviour has reduced by 28.2% (3732 fewer incidents) when compared to the same period in 2011/12.

Page 7  
Agenda Item 6

This page is intentionally left blank



This page is intentionally left blank